

# **USER MANUAL**

---

## **1X4 HDMI 2.0 splitter 4K**

Enjoy the vivid world

## Introduction

The 1x4 HDMI Splitter uses a single HDMI source, accessing to multiple HDMI sinks. It allows one HDMI device to be split easily to 4 HDMI compatible monitors or projectors. In addition, it can be placed at the end of a long HDMI cable to regenerate the HDMI signal. The resolution of this hdmi splitter can be up to 3840X2160/60Hz. This product can support EDID management function, comes with eight kinds of EDID mode, the users can choose according to their own needs. In addition, it is with built-in IR extension function, it can work with our hdmi 2.0 repeater which has IR-RX to receive the IR command to control the source.



## Features

- \* Support HDMI 2.0 ,HDCP2.2
- \* Support HDR
- \* Support 3D video format
- \* Support CEC (only output1)
- \* Support high resolution up to 3840X2160/60HZ
- \* Support the max baud rate of 6G and TMDS clock can be up to 600 MHz
- \* Support 8/10/12 bit deep color
- \* Support resolutions 4K@60Hz,4K@30Hz ,1080P
- \* Support different specifications, different lengths HDMI cables and AOC HDMI long cables

- \* Support single HDMI source , accessing to multiple HDMI sinks, the source can be DVD player, A/V receiver, set top box and etc.
- \* Built-in IR extension function.( it can work with our hdmi 2.0 repeater which has IR-RX to receive the IR command to remote control the source)
- \* Support serial port online upgrade
- \* Support EDID management
- \* 5V/2A power adapter

## Specifications

HDMI version .....	HDMI 2.0
HDCP version .....	HDCP 2.2
HDMI resolution .....	up to 3840*2160/60Hz
Support video format .....	8/10/12bit Deep color
Support audio format .....	DTS-HD/Dolby-trueHD/DTS/Dolby-AC3/DSD
Max bandwidth .....	600MHz
Max baud rate .....	6Gbps
Input cable length support .....	for 4K@60HZ≤5M(26AWG); for 4K@30HZ ≤ 5M(28AWG) and if output cable is AOC HDMI cable, the input cable should be ≤ 5M(26AWG); or 1080P@60Hz ≤ 10M(28AWG) and if output cable is AOC HDMI cable ,the input ≤10M (26AWG)
Output cable length support .....	for 4K@60HZ ≤ 7M(24AWG); or 4K@30HZ ≤ 10M(26AWG) and for AOC HDMI cable should be ≤ 50M, but the input need to be ≤ 5M(26AWG); for 1080P@30Hz ≤ 15M(26AWG) and for AOC HDMI cable should be ≤ 50M, but the input need to be ≤ 10M(26AWG);
Max working current .....	1.4 A
Power adapter format .....	input AC (50Hz, 60Hz) 100V-240V; output: DC5V/2A
Operating Temperature range .....	(-15℃ to +55℃)
Dimension (L x W x H) .....	211x78x27 (mm)
Weight .....	504g

## Application diagrams



Audio-visual conference



TV market



Home theater

## Physical interface diagram



Interface	Functional description
RS232	RS232 port ,serial port online upgrade
IR	IR TX Extension Interface
EDID	DIP switch, using for EDID management
DC/5V	5V Power Interface
OUTPUT1-4	HDMI output port 1-4
INPUT	HDMI input port

## IR Extension description

There is an IR TX Extension port, it can work with an optional HDMI 2.0 repeater which works as IR-RX and IR extended via HDMI cable.

## DIP EDID Switch Description


1	2	3	4	
X	0	0	0	copy output1 EDID only
X	0	0	1	EDID MIX (HDR)
X	0	1	0	EDID Download (RS232)
X	0	1	1	4K/30Hz 2ch
X	1	0	0	4K/60Hz 2ch
X	1	0	1	1080p 3D 2ch
X	1	1	0	1080p 2D 2ch
X	1	1	1	1080p 2D 5.1ch

DIP1 is used for upgrades, 1 is upgrading mode, 0 is normal working mode (switch down is 1, otherwise is 0)

## Working Mode Description:

There are two working mode for product, normal working mode and upgrading mode, which is decided by DIP EDID switch 1, 1 is upgrading mode, 0 is normal working mode.

## Connection diagrams



## Connection and operation

- 1: connect the HD source to the splitter input with one hdmi cable
- 2: connect the splitter output to the diaplays with 4 hdmi cables
- 3: connect 5V/2A power adapter to the splitter

## The package includes

- |                  |      |                             |
|------------------|------|-----------------------------|
| 1. HDMI splitter | 1pcs |                             |
| 2. Power adapter | 1pcs | 4: IR cable (optional)      |
| 3. User manual   | 1pcs | 5: HDMI repeater (optional) |

# **USER MANUAL**

---

## **HDMI 2.0 splitter 1X8**

Enjoy the vivid world

## Introduction:

The 1x8 HDMI Splitter uses a single HDMI source, accessing to multiple HDMI sinks. It allows one HDMI device to be split easily to 8 HDMI compatible monitors or projectors. In addition, it can be placed at the end of a long HDMI cable to regenerate the HDMI signal. The resolution of this hdmi splitter can be up to 3840X2160/60Hz.

This splitter supports EDID management function, comes with eight kinds of EDID mode, the users can choose according to their own needs. In addition, this product is also built-in IR extension function, it can work with our hdmi 2.0 repeater which has IR-RX to receive the IR command to control the source.



## Features:

- \* Support HDMI 2.0 ,HDCP2.2
- \* Support HDR
- \* Support 3D video format
- \* Support CEC (only output1)
- \* Support high resolution up to 3840X2160/60Hz
- \* Support highest rate of 6 G and TMDS clock can be up to 600 MHz
- \* Support 8/10/12 bit deep color

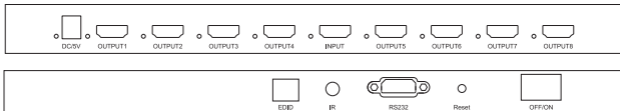


- \* Support resolutions 4K@60Hz,4K@30Hz , 1080P
- \* Support different specifications, different lengths HDMI cables and AOC HDMI long cables
- \* Support one single HDMI source , accessing to multiple HDMI sinks, the source can be DVD player, A/V receiver, set top box and etc.
- \* Built-in IR extension function.
- \* Remote control the source (via the IR-RX of HDMI repeater which splitter works with to receive the IR command)
- \* Support serial port online upgrade
- \* Support EDID management
- \* Support output downscaling

## Specifications:

HDMI version .....	HDMI 2.0
HDCP version .....	HDCP 2.2
HDMI resolution .....	up to 3840*2160/60Hz
Support video format .....	8/10/12bit Deep color
Support audio format.....	DTS-HD/Dolby-trueHD/DTS/Dolby-AC3/DSD
Max bandwidth.....	600MHz
Max baud rate.....	6Gbps
Input cable length support .....	for 4K@60HZ≤5M(26AWG); for 4K@30HZ ≤ 5M(28AWG) and if output cable is AOC HDMI cable, the input cable should be ≤ 5M(26AWG); or 1080P@60Hz ≤ 10M(28AWG) and if output cable is AOC HDMI cable ,the input ≤10M (26AWG)
Output cable length support .....	for 4K@60HZ ≤ 7M(24AWG); or 4K@30HZ ≤ 10M(26AWG) and for AOC HDMI cable should be ≤ 50M, but the input need to be ≤ 5M(26AWG); for 1080P@30Hz ≤ 15M(26AWG) and for AOC HDMI cable should be ≤ 50M, but the input need to be ≤ 10M(26AWG)
Max working current.....	2 A
Power adapter format.....	input AC (50Hz, 60Hz) 100V-240V; output: DC5V/3A
Operating Temperature range.....	(-15℃ to +55℃)
Dimension (L x W x H).....	310x90x24 (mm)
Weight.....	864g

## Product interface pictures :



Interface	Functional description
DC/5V	5V Power Interface
OUTPUT1-8	HDMI OUT1-8
INPUT	HDMI IN
EDID	DIP switch, using for EDID management
IR	IR TX Extension Interface
RS232	RS232 port, serial port online upgrade
Reset	Reset button
OFF/ON	Power switch

## IR Extension description:

There is an IR TX Extension port, it can work with an optional HDMI 2.0 repeater which works as IR-RX and IR extended via HDMI cable.

## DIP EDID Switch Description


1	2	3	4	
X	0	0	0	copy output1 EDID only
X	0	0	1	EDID MIX (HDR)
X	0	1	0	EDID Download (RS232)
X	0	1	1	4K/30Hz 2ch
X	1	0	0	4K/60Hz 2ch
X	1	0	1	1080p 3D 2ch
X	1	1	0	1080p 2D 2ch
X	1	1	1	1080p 2D 5.1ch

Only output 1 can support CEC function, output 2~8 support IR extension function.

## Working Mode Description :

There are two working mode for product, normal working mode and upgrading mode, which is decided by DIP EDID switch 1, 1 is upgrading mode, 0 is normal working mode.(switch down is 1, otherwise is 0)

## Application diagram:



## Connection and Operation:

- 1: connect the HD source to the splitter input with one hdmi cable
- 2: connect the splitter output to the diaplays with 8 hdmi cables
- 3: connect 5V/3A power adapter to the splitter
4. Reset button: it's a Reset key for system Reset.

## Package include :

- |                  |      |                             |
|------------------|------|-----------------------------|
| 1. HDMI splitter | 1pcs |                             |
| 2. Power adapter | 1pcs | 4. IR cable (optional)      |
| 3. User manual   | 1pcs | 5. HDMI repeater (optional) |

# **USER MANUAL**

---

## **HDMI 2.0 1x16 Splitter**

Enjoy the vivid world

## Introduction

The 1x16 HDMI 2.0 Splitter uses a single HDMI source, accessing to multiple HDMI sinks. It allows one HDMI device to be split easily to sixteen HDMI compatible monitors or projectors. The Splitter can also be placed at the end of a long HDMI cable to regenerate the HDMI signal. Resolution up to 3840X2160/60Hz.



## Features

- \* Support HDMI 2.0
- \* Support 3D video format
- \* Supports HDR
- \* Resolution up to 3840x2160/60Hz
- \* Support 6Gbps data rate for TMDS clock up to 600MHz
- \* Support deep color 8/10/12bit
- \* Support resolutions 4K@60Hz, 4K@30Hz, 1080P
- \* Support different specifications, different lengths HDMI cables and AOC HDMI long cables
- \* Support displaying single source, multi-output high-definition signal source from DVD player A / V receiver, set-top box
- \* Need DC 12V/3A power adapter

## Specifications


HDMI version .....	HDMI 2.0
HDMI resolution .....	up to 3840*2160/60Hz
Support video color format .....	deep color 8/10/12bit
Support audio format .....	DTS-HD/Dolby-trueHD/DTS/Dolby-AC3/DSD
Max bandwidth .....	600MHz
Max transmission bandwidth .....	6Gbps
Input cable length support .....	for 4K@60HZ≤5M(26AWG); for 4K@30HZ ≤ 5M(28AWG) and if output cable is AOC HDMI cable, the input cable should be ≤ 5M(26AWG); or 1080P@60Hz ≤ 10M(28AWG) and if output cable is AOC HDMI cable ,the input ≤10M (26AWG)
Output cable length support .....	for 4K@60HZ ≤ 7M(24AWG); or 4K@30HZ ≤ 10M(26AWG) and for AOC HDMI cable should be ≤ 50M, but the input need to be ≤ 5M(26AWG); for 1080P@30Hz ≤ 15M(26AWG) and for AOC HDMI cable should be ≤ 50M, but the input need to be ≤ 10M(26AWG)
HDMI input .....	1
HDMI output .....	16
Max working current .....	1.15A
Power adapter format .....	Input: AC (50HZ, 60HZ) 100V-240V; Output: DC12V/3A
Operating Temperature range .....	(-15 to +55 °C)
Operating Humidity range .....	5 to 90%RH (No Condensation)
Dimension (L x W x H) .....	482x105x25 (mm)
Weight .....	1.54kg

## Physical interface diagram



## Operating and Connecting :

- 1.Connect 1 HDMI cable from HDMI source devices into HDMI Splitter input.
- 2.Connect 16 HDMI cables from each displays (monitors or projectors) into the HDMI Splitter outputs.
- 3.Connect 12V/3A power adapter supply to the HDMI Splitter 1x16.



## EDID setting

1	2	3	4	
X	0	0	0	Copy EDID from Output 1
X	0	0	1	EDID Mixed Output(1-8)
X	0	1	0	4k60, 3840x2160, 60Hz, RGB, 8bit. 7.1Channel audio, 24-bit, 192Khz, DTS audio and Dolby Digital
X	0	1	1	4k30, 3840x2160, 30Hz, 4:4:4, 8bit. 2Channel, 24-bit, 48Khz
X	1	0	0	4k60, 3840x2160, 60Hz, 4:4:4, 8bit. 2Channel, 24-bit, 48Khz
X	1	0	1	1080p 3D 2ch, 1920x1080, 60Hz, 4:4:4, 8bit. 2Channel, 24-bit, 48Khz
X	1	1	0	1080p 2D 2ch, 1920x1080, 60Hz, 4:4:4, 8bit. 2Channel, 24-bit, 48Khz
X	1	1	1	1080p 2D 5.1ch, 1920x1080, 60Hz, 4:4:4, 8bit. 6Channel, 24-bit, 48Khz

## Application scene



market



TV store



teaching

## The Package includes

- |                         |      |
|-------------------------|------|
| 1. HDMI splitter 1X16   | 1PCS |
| 2. 12V/3A power adapter | 1PCS |
| 3. User Manual          | 1PCS |